

# Visits

Sunny Day Hospice

Locations: 369 Count: 272

2021 - YTD December

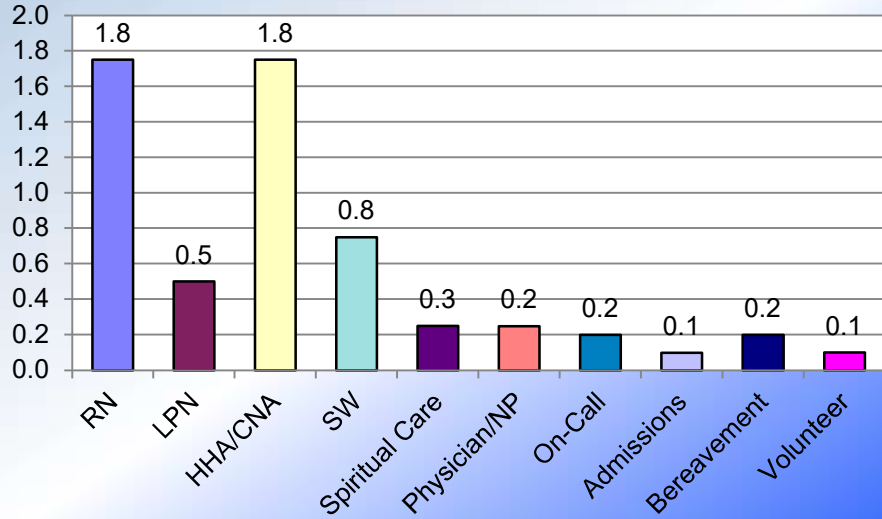


Version: 21.0

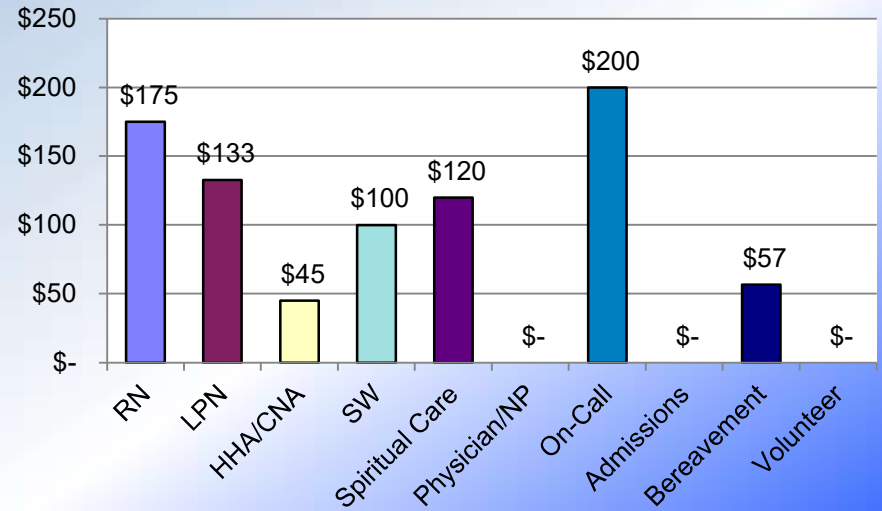
	Estimated Visits For Each Patient Per Week			Cost Per Visit / Before Markup of Patient-Related Costs			Total Cost Per Visit		
	Your Data	Median	Your Rank %	Your Data	Median	Your Rank %	Your Data	Median	Your Rank %
RN	1.8	5.8	15%	\$ 75.00	\$ 247.81	100%	\$ 175.00	\$ 578.23	91%
LPN	0.5	0.2	99%	\$ 66.93	\$ 26.96	25%	\$ 132.80	\$ 53.48	25%
HHA/CNA	1.8	5.8	12%	\$ 22.00	\$ 72.69	97%	\$ 45.00	\$ 148.69	100%
SW	0.8	0.3	97%	\$ 60.00	\$ 24.16	25%	\$ 100.00	\$ 40.27	25%
Spiritual Care	0.3	0.8	6%	\$ 50.00	\$ 165.21	97%	\$ 120.00	\$ 396.50	85%
Physician/NP	0.2	0.1	99%		\$ 109.59			\$ 104.63	
On-Call	0.2	0.7	22%	\$ 200.00	\$ 660.83	94%	\$ 200.00	\$ 660.83	94%
Admissions	0.1	0.0	75%		\$ 190.20			\$ 289.96	
Bereavement	0.2	0.7	12%	\$ 140.28	\$ 463.50	100%	\$ 56.67	\$ 190.88	100%
Volunteer	0.1	0.0	75%		\$ 79.26			\$ 148.03	
<b>Total</b>	<b>5.8</b>	<b>14.4</b>							

	Estimated Visit-Hours For Each Patient Per Week			Cost Per Visit-Hour / Before Markup of Patient-Related Costs			Total Cost Per Visit-Hour		
	Your Data	Median	Your Rank %	Your Data	Median	Your Rank %	Your Data	Median	Your Rank %
RN	2:00	6:36	6%	\$ 169.90	\$ 94.21	2%	\$ 470.79	\$ 244.12	2%
LPN	0:54	0:21	99%	\$ 280.88	\$ 93.54	6%	\$ 127.09	\$ 214.45	76%
HHA/CNA	2:00	6:36	9%	\$ 32.41	\$ 29.71	40%	\$ 92.76	\$ 89.97	40%
SW	0:54	0:21	88%	\$ 168.81	\$ 92.93	3%	\$ 332.04	\$ 218.84	8%
Spiritual Care	0:18	0:59	16%	\$ 150.08	\$ 70.49	3%	\$ 419.06	\$ 165.83	3%
Physician/NP	0:12	0:04	99%	\$ 105.66	\$ 105.66	100%	\$ 124.52	\$ 124.52	100%
On-Call	0:12	0:39	6%	\$ 315.05	\$ 307.49	43%	\$ 881.12	\$ 665.35	7%
Admissions	0:11	0:04	75%	\$ 131.65	\$ 179.12	72%	\$ 355.00	\$ 387.01	89%
Bereavement	0:18	0:59	15%	\$ 22.63	\$ 79.59	96%	\$ 178.71	\$ 152.55	38%
Volunteer	0:12	0:04	75%	\$ 63.73	\$ 61.63	38%	\$ 93.08	\$ 118.70	82%
<b>Total</b>	<b>7:12</b>	<b>16:49</b>							

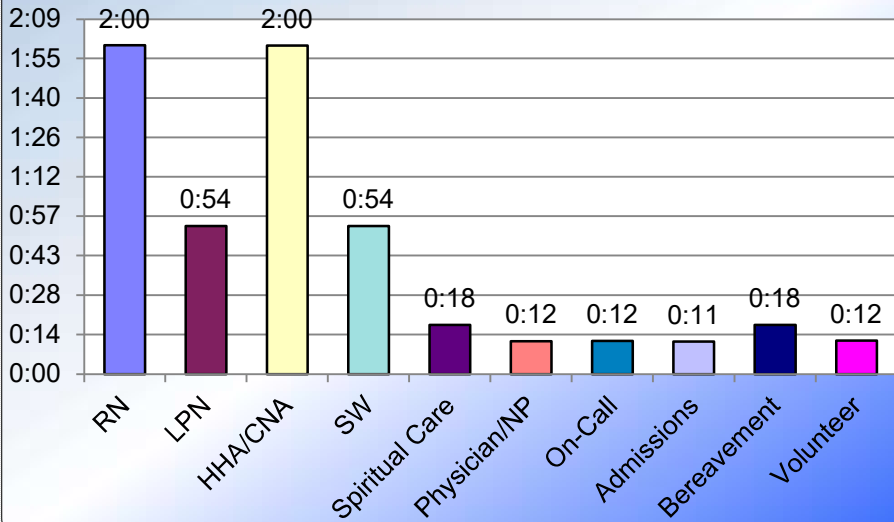
**Est. Visits For Each Patient Per Week**



**Total Cost Per Visit**



**Est. Visit-Hours For Each Patient Per Week**



**Total Cost Per Visit-Hour**

